

HEART DISEASE PREDICTION USING MACHINE LEARNING ALGORITHM

A.SIRISHA¹, A.TRIVENI², B.ANJANI³, J.HARIKA⁴, R.VENKATESH⁵, Department of Computer Science and Engineering, Vignan's Nirula Institute of Technology and Science for Women, Pedapalaluru, AP, India, asupallisirisha@gmail.com

Abstract

The beneficial trial of information mining, very found in fields like advertising, e-business, and retail has prompted its applications in various areas and ventures. Medical care is being situated among these spaces. There's a lavishness of records open inside the medical services frameworks. Notwithstanding, there is a deficiency of helpful assessment gadgets to are attempting to discover stowed away connections in information. Along these lines, the movement stretched out at some stage in a generous amount between the analysts and clinical masters about the climate cordial and right coronary heart affliction forecast. AI in the most recent years has been advancing, reliable, and helping apparatuses in clinical subjects and has outfitted the fine aide for foreseeing ailment with the right instance of training and testing. This query expects to concede a top-to-the-bottom depiction of Logistic regression and Random woods that are used in our query explicitly inside the expectation of a coronary heart condition. Some test has been completed to fit as a fiddle the execution of prescient techniques on equivalent realities set, and thus, the eventual outcome shows that Random timberland beats over Logistic Regression.

Keywords: - Data mining, Heart Disease Prediction, Logistic Regression, Random forest.

I .Introduction

The coronary heart is a very solid organ that siphons blood into the constitution and is that the focal piece of the body's circulatory framework which additionally incorporates the lungs. The circulatory framework also contains a local area of veins, for example, veins, supply routes, and vessels. These veins give blood to the total body.

Anomalies in typical blood acceptance circumstances for what they are from the guts cause many assortments of coronary heart ailments which are generally alluded to as cardiovascular illnesses. Heart afflictions are the essential thought processes of death around the world. In keeping up with the review of the planet Health Organization (WHO), 18 million entire worldwide passing's happen because of coronary heart attacks and strokes. More than 75% of passing's from cardiovascular sicknesses show up chiefly in centre pay and low-pay nations. Likewise, 80% of the passing that occur because of the reality of CVDs are because of stroke and coronary cardiovascular breakdown [1].

Accordingly, identification of cardiovascular anomalies at the main stage and gear for the forecast of coronary heart illnesses can save bunches of life and help clinical specialists to style a climate agreeable treatment plan which in the end diminishes the passing rate due to cardiovascular sicknesses. These days, a gigantic amount of data with respect to infection finding, victims Because of the occasion of cutting edge medical services frameworks, many influenced individual data is as of now helpful (for example Large Data in Electronic Health Record System) which can likewise be utilized for planning prescient models for Cardiovascular infections. Information mining or AI may likewise be a disclosure procedure for inspecting immense records according to a changed perspective and epitomizing it into advantageous data. "Information Mining might need to be a non-insignificant extraction of understood, already obscure, and so forth are produced via medical care businesses. Information mining gives a scope of strategies that discover covered-up examples or similitude's from the information. Accordingly, in this paper, a PC reading calculation is proposed for the execution of a coronary heart infection expectation gadget that used to be approved on two open-access coronary illness forecast informational collections.

II. Literature Survey

There are a few works that have been completed related with illness expectation frameworks the utilization of extraordinary data mining methodologies and AI calculations in clinical focuses. K. Polaraju et al, [7] proposed Prediction of coronary heart problem the utilization of more than one regression Model and it demonstrates that multiple direct regression is appropriate for anticipating coronary illness possibility. The work is done the use of training measurements set comprises of 3000 cases with 13 special ascribes which have referred to prior. The realities set is parted into two segments it's 70% of the information are utilized for preparing and 30% utilized for testing. In light of the outcomes, plainly the grouping exactness of the Regression calculation is best rather than various calculations. Marjia et al, [8] created coronary heart problem expectation the utilization of KStar, j48, SMO, and Bayes Net and Multilayer discernment the utilization of WEKA programming. In view of by and large execution from excellent thing SMO and Bayes Net get more satisfying execution than KStar, Multilayer appreciation and J48 strategies the utilization of crease go approval. The precision exhibitions done via these calculations are still at this point not palatable. Consequently, the exactness' general presentation is increased more noteworthy to give a higher determination to analyze sickness. S. Seema et al,[9] centers around techniques that will anticipate persistent disease by utilizing mining the information containing in notable wellbeing information the utilization of Naïve Bayes, Decision tree, Support Vector Machine(SVM), and Artificial Neural Network(ANN). A near get some answers concerning is done on classifiers to compute the more prominent generally speaking presentation on a right rate. From this examination, SVM offers an ideal precision rate, though for diabetes Naïve Bayes offers the best exactness. Ashok Kumar Dwivedi et al, [10] pushed select calculations like Naive Bayes, Classification Tree, KNN, Logistic Regression, SVM, and ANN. The Logistic Regression offers higher exactness rather than various calculations.

In Supervised Learning, the ability set comprises of every perspective and mark. The endeavor is to make an assessor which is in a capacity to estimate the name of an item with the arrangement of highlights. Managed learning is also separated into two sections: order and regression. Order is that the test of guaging the value of an unmitigated variable given some info factors. Regression is that the assignment of anticipating the certainly worth of a continually alterable variable (for example a value, a temperature) given some information factors. 2) In Unsupervised Learning, an arrangement set has no mark, and that we find similitudes among the articles. We can utilize this machine to show the most effortless plan of information. It comprises of obligations like dimensionality decrease, grouping. Dimensionality decrease is the assignment of determining a bunch of new angles that is more modest than the first list of capabilities while keeping up with the greater part of the variant of the legitimate information. Grouping is that the methodology of social event tests into associations of practically equivalent to tests consistent with some predefined similar or various measure. B. Group Model Ensemble demonstrating is the method of running two or extra related notwithstanding one of kind moulds and afterward consolidates the results into a solitary score to improve the exactness of prescient records and realities mining applications. In AI, group methods utilize incalculable calculations to get higher prescient execution. A gathering is a directed learning calculation. Administered learning calculations are by and large portrayed as playing out the assignment of finding proper data that will make higher forecasts with a specific issue. Gatherings blend more than one information to make far higher outcome. At the point when incalculable expectation designs are utilized to endeavour to make a gauge, the technique is named multi-model outfit estimating. This technique for expectation has been demonstrated to reinforce figures in assessment to one model-based methodology. The main benefits of Ensemble models are Better Forecasting, a More Constant model, better results, and Reduces mistake.

Ensemble Learning Algorithms Bagging

Bagging represents bootstrap amassing. It is one of the soonest models. It is the lone group essentially based calculation with an honest exhibition. In the sacking calculation, each model has an equivalent load in the troupe vote. The sort which has the most votes are viewed as a result of the given grouping issue. To display the irregularity, sacking trains each model with a haphazardly drawn subset of the

preparation dataset. Model: Random backwoods calculation joins arbitrary determination tree with packing to acquire more prominent exactness. Initially, we need to make the irregular examples of the schooling data set and afterward build a classifier for each example. These classifiers produce the ultimate results of the utilization of the normal democratic framework. This calculation assists with decreasing change blunder.

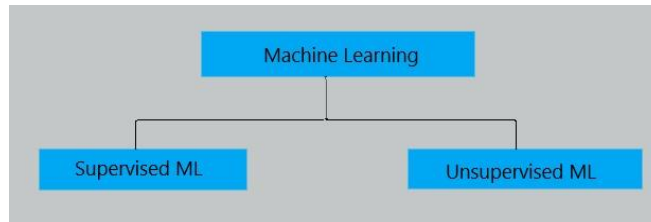


Fig 2.1 Classification of Machine Learning

For include choice, we utilized the Recursive element Elimination Algorithm utilizing the Chi2 strategy and get 16 top highlights. After that applied ANN and Logistic calculation independently and figure the exactness. At last, we utilized the proposed Ensemble Voting strategy and process the best technique for the conclusion of coronary illness.

III. Proposed Method

The below figure shows the interaction of the stream graph in the proposed work To begin with, we gathered the Heart Disease Database from the UCI site then pre-handled the dataset and select 16 significant highlights.

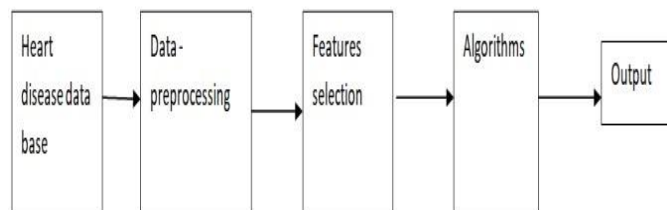


Fig 3.1 System Flow of the project

Algorithm's used:

Logistic Regression:

Assume we needed to make a Logistic Regression model to foresee whether an understudy would pass or bomb given certain factors like the volume of hours contemplated. To be careful, we require a model that yields the opportunity (an amount somewhere in the range of 0 and 1) that an understudy passes. A worth of 1 suggests that the understudy is positive to pass while worth of zero infers that the understudy will fall flat. In science, we name the accompanying condition a sigmoid capacity.

$$P = \frac{1}{1 + e^{-y}}$$

Here y' is the equation of a line.

$$y = mx + b$$

No matter what value we have obtained for y , a sigmoid function varies from 0 to 1. For example, when y tends towards negative infinity, the probability approaches zero.

$$y \rightarrow -\infty$$

$$P = \frac{1}{1 + e^{-(-\infty)}} = \frac{1}{1 + e^{+\infty}} = \frac{1}{\infty} = 0$$

When y tends towards positive infinity, the probability approaches one. For instance, suppose that the probability that a student passes is 0.8 or 80%. We can find the corresponding position on the y -axis of the new graph by splitting the probability that they pass by the probability that they fail and then taking the log of the result.

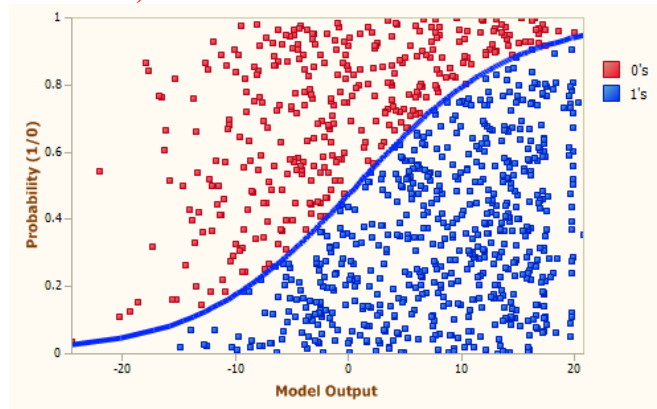


Fig 3.2 Logistic Regression

Random Forest Algorithm

Random forest is an administered learning calculation that is applied for the order besides as regression. Yet, nonetheless, it is utilized for arrangement issues. As we as a whole know that a forest method trees and more trees imply more solid forest. Essentially, Random Forest makes choice trees on similar information tests then gets the forecast from every one of them and finally chooses the best answer through casting a ballot. It is an outfit method that is superior to one choice tree because of the reality it lessens the over-fitting through averaging the outcome. Working of Random forest with the assistance of the accompanying advances:

- First, start with the decision of random examples from a given dataset.
- Next, this calculation will amass a decision tree for each example. Then, at that point, it will get the forecast result from every choice tree. In this progression, balloting will be done for each normal outcome.
- At last, select the first cast a ballot forecast results as the last expectation result.

The accompanying chart represents the working

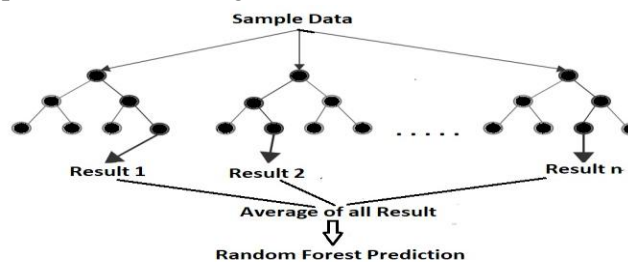


Fig 3.3 Random Forest Algorithm Working

IV Results

We can detect the heart disease by executing the program which is saved with the extension of python in Anaconda Prompt as shown below.

```
■ Anaconda Prompt (Anaconda3) - python app.py
(base) C:\Users\home>cd C:\Users\Public\heart
(base) C:\Users\Public\heart>python app.py
C:\Users\home\Anaconda3\lib\site-packages\sklearn\base.py:306: UserWarning: Trying to
ion from version 0.19.1 when using version 0.21.3. This might lead to breaking code o
risk.
  UserWarning)
* Serving Flask app "app" (lazy loading)
* Environment: production
  WARNING: This is a development server. Do not use it in a production deployment.
  Use a production WSGI server instead.
* Debug mode: on
* Restarting with stat
C:\Users\home\Anaconda3\lib\site-packages\sklearn\base.py:306: UserWarning: Trying to
ion from version 0.19.1 when using version 0.21.3. This might lead to breaking code o
risk.
  UserWarning)
* Debugger is active!
* Debugger PIN: 168-645-655
* Running on http://127.0.0.1:5000/ (Press CTRL+C to quit)
```

Fig 4.1 Execution of the code

The following screen shot resembles the inputs for the person who has no heart attack.

HEART ATTACK
DETECTION

45

male

90

120

0

Predict

Fig 4.2 Input details for First case

HEART ATTACK
DETECTION

AGE

SEX

TRESTBPS

CHOL

CP

Predict

may not be have heart attack

Fig 4.3 Output of First case

The following screen shot illustrates the inputs for the person who can get heart attack.

HEART ATTACK
DETECTION

33

female

125

225

3

Predict

Fig 4.4 Input Details for Second case

HEART ATTACK
DETECTION

AGE

SEX

TRESTBPS

CHOL

CP

Predict

chances of the heart attack is 75%

Fig 4.5 Output of Second case

V. Conclusion

In near future, this module of the forecast can be coordinated with the module of the programmed preparing framework. The machine is prepared on old preparing informational index in a future programming program that can be made precise new testing date should furthermore partake in preparing information after some fixed time. In this paper, we present the coronary illness forecast machine with special Machine.

References

1. Animesh Hazra, Arkomita Mukherjee, Amit Gupta, Asmita Mukherjee, "Heart Disease Diagnosis and Prediction Using Machine Learning and Data Mining Techniques: A Review", Research Gate Publications, July 2017, pp.21372159.
2. [2] V. Krishnaiah, G. Narsimha, N. Subhash Chandra, "Heart Disease Prediction System using Data Mining Techniques and Intelligent Fuzzy Approach: A Review", International Journal of Computer Applications, February 2016.
3. [3] Guizhou Hu, Martin M. Root, "Building Prediction Models for Coronary Heart Disease by Synthesizing Multiple Longitudinal Research Findings", European Science of Cardiology, 10 May 2005.
4. [4] T. Mythili, Dev Mukherji, Nikita Padaila and Abhiram Naidu, "A Heart Disease Prediction Model using SVM- Decision Trees- Logistic Regression (SDL)", International Journal of Computer Applications, vol. 68, 16 April 2013. [5]<https://www.medicalnewstoday.com/articles/257484.php>.
5. [6] Nimai Chand Das Adhikari, Arpana Alka, and rajat Garg, "HPPS: Heart Problem Prediction System using Machine Learning".
6. [7] Marjia Sultana, Afrin Haider, "Heart Disease Prediction using WEKA tool and 10-Fold crossvalidation", The Institute of Electrical and Electronics Engineers, March 2017.
7. [8] Ashokkumar Dwivedi, "Evaluate the performance of different machine learning techniques for prediction of heart disease using ten-fold cross-validation", Springer, 17 September 2016.
8. Kanumalli, S.S., Chinta, A., Chandra Murty, P.S.R. (2019). Isolation of wormhole attackers in IOV using WPWP packet. *Revue d'Intelligence Artificielle*, Vol. 33, No. 1, pp. 9-13. <https://doi.org/10.18280/ria.330102>
9. Narayana, Vejjendla Lakshman, et al. "Secure Data Uploading and Accessing Sensitive Data Using Time Level Locked Encryption to Provide an Efficient Cloud Framework." *Ingénierie des Systèmes d'Information* 25.4 (2020).
10. Kotamraju, Siva Kumar, et al. "Implementation patterns of secured internet of things environment using advanced blockchain technologies." *Materials Today: Proceedings* (2021).
11. Krishna, Komanduri Venkata Sessa Sai Rama, et al. "Classification of Glaucoma Optical Coherence Tomography (OCT) Images Based on Blood Vessel Identification Using CNN and Firefly Optimization." *Traitement du Signal* 38.1 (2021).
12. Satya Sandeep Kanumalli, Anuradha Ch and Patanala Sri Rama Chandra Murty, "Secure V2V Communication in IOV using IBE and PKI based Hybrid Approach" *International Journal of Advanced Computer Science and Applications (IJACSA)*, 11(1), 2020. <http://dx.doi.org/10.14569/IJACSA.2020.0110157>
13. CHALLA, RAMAIAH, et al. "Advanced Patient's Medication Monitoring System with Arduino UNO and NODEMCU." 2020 4th International Conference on Electronics, Communication and Aerospace Technology (ICECA). IEEE, 2020.
14. Kanumalli, Satya Sandeep, Anuradha Ch, and Patanala Sri Rama Chandra Murty. "Advances in Modelling and Analysis B." *Journal homepage: http://iieta.org/Journals/AMA/AMA_B* 61.1 (2018): 5-8.

15. Venkatramulu, S., et al. "Implementation of Grafana as open source visualization and query processing platform for data scientists and researchers." *Materials Today: Proceedings* (2021).
16. Sandeep, Kanumalli Satya, Anuradha Chinta, and PatanalaMurty. "Isolation of Wormhole Attackers in IOV Using WPWP Packet." *Rev. d'IntelligenceArtif.* 33.1 (2019): 9-13.
17. Gopi, ArepalliPeda, et al. "Classification of tweets data based on polarity using improved RBF kernel of SVM." *International Journal of Information Technology* (2020): 1-16.
18. Narayana, Vejendla Lakshman, ArepalliPeda Gopi, and Kosaraju Chaitanya. "Avoiding Interoperability and Delay in Healthcare Monitoring System Using Block Chain Technology." *Rev. d'IntelligenceArtif.* 33.1 (2019): 45-48.
19. Arepalli, Peda Gopi, et al. "Certified Node Frequency in Social Network Using Parallel Diffusion Methods." *Ingénierie des Systèmesd'Information* 24.1 (2019).
20. Narayana, Vejendla Lakshman, ArepalliPeda Gopi, and R. S. M. Patibandla. "An Efficient Methodology for Avoiding Threats in Smart Homes with Low Power Consumption in IoT Environment Using Blockchain Technology." *Blockchain Applications in IoT Ecosystem.* Springer, Cham, 2021. 239-256.
21. Kotamraju, Siva Kumar, et al. "Implementation patterns of secured internet of things environment using advanced blockchain technologies." *Materials Today: Proceedings* (2021).
22. Bharathi, C. R., et al. "A Node Authentication Model in Wireless Sensor Networks With Locked Cluster Generation." *Design Methodologies and Tools for 5G Network Development and Application.* IGI Global, 2021. 236-250.
23. Vejendla, Lakshman Narayana, Alapati Naresh, and Peda Gopi Arepalli. "Traffic Analysis Using IoT for Improving Secured Communication." *Innovations in the Industrial Internet of Things (IIoT) and Smart Factory.* IGI Global, 2021. 106-116.
24. Narayana, Vejendla Lakshman, ArepalliPeda Gopi, and Kosaraju Chaitanya. "Avoiding Interoperability and Delay in Healthcare Monitoring System Using Block Chain Technology Avoiding Interoperability and Delay in Healthcare Monitoring System Using Block Chain Technology."
25. Yamparala, Rajesh, and Balamurugan Perumal. "EFFICIENT MALICIOUS NODE IDENTIFICATION METHOD FOR IMPROVING PACKET DELIVERY RATE IN MOBILE AD HOC NETWORKS WITH SECURED ROUTE." *Journal of Critical Reviews* 7.7 (2020): 1011-1017.